





	M22M-Basic Mx-M22M-Basic-D43	M22M-IT Mx-M22M-IT-D22	M22M-Sec Mx-M22M-Sec-D22	M22M-Sec-Night Mx-M22M-Sec-Night-N22	M22M-Sec-CS Mx-M22M-Sec-CSVario	M22M-Sec-Night-CS Mx-M22M-Sec-Night-CSVario
M22M Hardware Features						IP65
Outdoor weatherproof (IP65)	IP65	IP65	IP65	IP65	IP65	IP65
Mono (M) / Dual (D)	M	M	M	M	M	M
Image Sensor	Color	Color	Color	B/W	Color	B/W
Image size	VGA	VGA	Mega	Mega	Mega	Mega
Resolution horizontal x vertical	640x480	640x480	1280x960	1280x960	1280x960	1280x960
Max. frame rate CIF/VGA/Mega	16/16/-	30/30/-	30/30/10	30/30/10	30/30/10	30/30/10
Sensitivity at 1/60 second (Lux)	1	1	1	0.1	1	0.1
Sensitivity at 1 second (Lux)	0.05	0.05	0.05	0.005	0.05	0.005
Automatic night lens switch	-	-	-	-	-	-
Standard lens	L43	L22	L22	L22	L24-54	L24-54
Storage (MB)	64	64	128	128	128	128
Video ring buffer (MB)	2	32	64	64	64	64
CIF images approx.	100	2,000	4,000	4,000	4,000	4,000
VGA images approx.	50	1,250	2,500	2,500	2,500	2,500
Mega images approx.			800	800	800	800
Ethernet, ISDN, USB, RS232	E / - / U / -	E / - / U / -	E / - / U / -	E / - / U / -	E / - / U / -	E / - / U / -
CF slots (MOBOTIX extensions)	-	2	2	2	2	2
Microphone/Speaker	-/S	M/S	M/S	M/S	M/S	M/S
External audio (Line-In/Out)	-	-	-	-	-	-
Signal Input (only via Cam-IO*)	-	2 x	2 x	2 x	2 x	2 x
Signal Output (only via Cam-IO*)	-	2 x	2 x	2 x	2 x	2 x
Concealed cabling	X	X	X	X	X	X
On stock	Yes (Jul 06)	Yes	Yes	Yes	No	No

* Cam-IO extension box is optional accessory

	L22 Super Wide Angle	L32 Wide-angle	L43 Wide-angle	L65 Tele	L135 Tele
					
	approx. 90°H x 67°V in 10 m appr.: 20.0 x 13.3 m	approx. 60°H x 45°V in 10 m appr.: 11.5 x 8.2 m	approx. 45°H x 34°V in 10 m appr.: 8.2 x 6.1 m	approx. 31°H x 23°V in 10 m appr.: 5.5 x 4.0 m	approx. 15°H x 11°V in 10 m appr.: 2.6 x 1.9 m